

Performance Reporting in the Cross Program ARM

User Guide



Table of Contents

The Big Picture	1
Important Cross Program ARM Information	2
GARP Account	3
Reporting Guidance	4
Viewing List of Grants	5
Viewing Performance Reporting Statuses	6
Viewing Planned Accomplishments	9
Adding Accomplishment Reports for SF Program Grants	10
Hazardous Fuels Treatments Performance Reporting for SF Program Grants	12
Communities Assisted Performance Reporting for SF Program Grants	14
Cross Functional Program Investments Performance Reporting for SF Program Grants	16
Saving Performance Reports for SF Program Grants	18
Viewing Performance Reports for SF Program Grants	19
Adding Performance Reports for VF Program Grants	25
VFD Pass-Through Grants Performance Reporting for VF Program Grants	27
Other Program Investments Performance Reporting for VF Program Grants	28
Communities Assisted Performance Reporting for VF Program Grants	31
Saving Performance Reports for VF Program Grants	32
Viewing Performance Reports for VF Program Grants	33
Editing a Performance Report	37
Deleting a Performance Report	38
Downloading PPRs	39
PPR Document	41

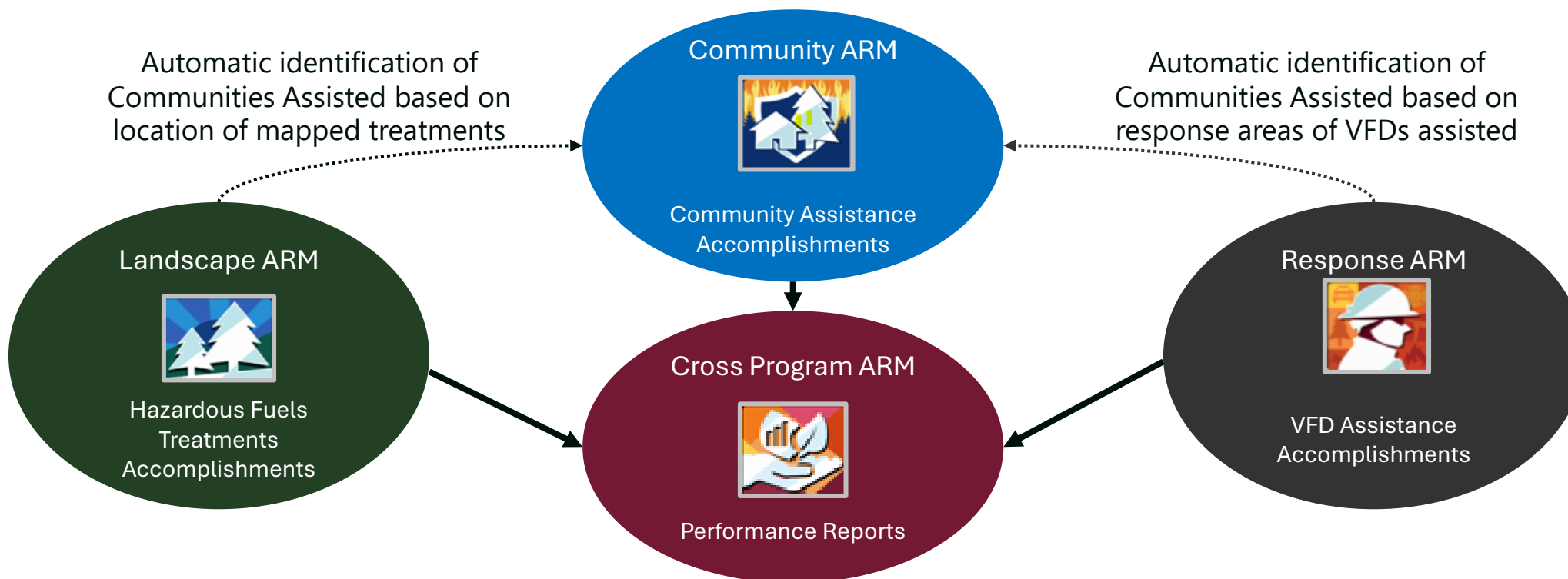


The Big Picture

The Cross Program Accomplishment Reporting Module, also called the Cross Program ARM, is for aggregation of accomplishments across the State and Volunteer Fire Program grants and is where you will:

- View your **State and Volunteer Fire grants** and planned accomplishments, set up by USFS Regional Office staff
- Complete **Performance Reports** describing actual accomplishments for each grant and reporting period
- Review **accomplishments automatically imported** from the other GARP modules
- Generate **Performance Progress Report (PPR) documentation** per Federal Award, as required by USFS

Before you begin, it is important to understand that the three outer ARMs are tailored to track distinct program accomplishments by theme, and details reported in these modules and then are automatically fed into the grant Performance Reports in the Cross Program ARM.





Important Cross Program ARM Information

Cross Program ARM Benefits

- The Cross Program ARM is the hub for aggregation of all State Fire and Volunteer Fire Program accomplishments into a national dataset so that NASF and the USDA Forest Service (USFS) can demonstrate the impact and value of the investments in these programs to **Congress and the White House**.

Performance Reporting

- GARP **automatically pulls accomplishments reported in the other modules** into Performance Reports in the Cross Program ARM, as appropriate for the grant, and the Grant Managers in the Cross Program module will report remaining miscellaneous details not covered in the other modules.

Reporting Periods

- Reporting periods describe the period within which work was accomplished. All reporting periods are based on **CALENDAR years and quarters**, not federal or state fiscal years.

State vs. Volunteer Fire Grants

- Performance Reports for Volunteer Fire Program grants will reflect accomplishments-to-date, whereas State Fire Program grants will describe accomplishments within a specified reporting period. Landscape ARM and Community ARM Accomplishment Reports **must be marked as Complete (or Not Started)** for the associated Performance Report that is marked as Complete in the Cross Program ARM for a State Fire Program grant.


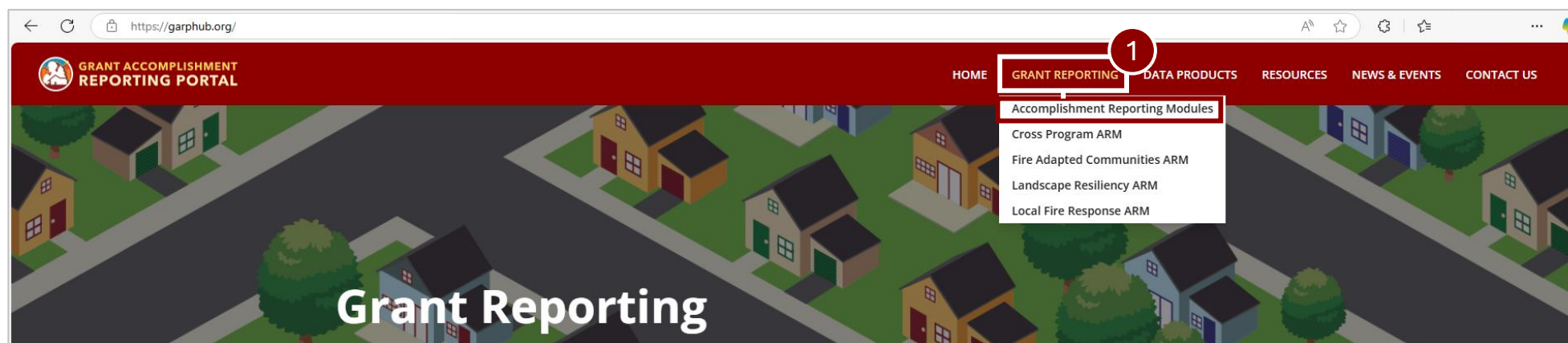
PPRs

- Progress Performance Reports (PPRs) synthesize all accomplishments in a reporting period by Federal Award. They should be downloaded for use in your documentation and submitted to USFS, following the **deadlines specified by each and report type**.

GARP Account

If you don't already have one, you will need a GARP account approved as a Cross Program ARM State Grant Manager to get access to the features described here. **Google Chrome** or **Microsoft Edge** are the supported and preferred browsers for this application.

1. You can Sign Up for an account from the GARP website [here](#), which is located under “**Grant Reporting**” under “**Accomplishment Reporting Modules**”
2. To learn how to sign in or sign up, please see the Sign Up and Sign In Video or guide at the GARP website [here](#), which is located under “**Resources**” under “**Cross Program ARM Resources**”
3. If you sign in and do not see the authority you would expect, please contact support@garphub.org for assistance





Reporting Guidance

1. Select “**Reporting Guidance**” from the header, you can select either “**Planned Accomplishments**” to review the business rules for Planned Accomplishments that you submit to the USFS Regions with grant requests, or select “**Completed Accomplishments**” to review the business rules for the Performance Reporting elements you will be responsible for in the Cross Program ARM
2. If needed, you can use the “**Print**” button for offline reference to these details, making sure that all sections are open that you want included in the printed version

Note: You do not need to be signed In to view this information.

The screenshot displays the 'CROSS PROGRAM ACCOMPLISHMENTS REPORTING MODULE' interface. At the top, a navigation bar includes 'HOME', 'REPORTING GUIDANCE', 'SUPPORT', and 'SIGN IN'. A dropdown menu under 'REPORTING GUIDANCE' (marked with a red circle '1') shows 'Planned Accomplishments' and 'Completed Accomplishments'. Below this, two panels are shown: 'Planned Accomplishments' (left) and 'Completed Accomplishments' (right). Both panels feature a 'Print' button (marked with a red circle '2'). The 'Planned Accomplishments' panel includes sections for 'State Fire Programs', 'Volunteer Fire Programs', 'VFD Pass-Through Grant Application Details', 'Applications Received', 'Applications Approved', 'Other Program Investment Details', 'Program Administration', and 'Supplies and Maintenance'. The 'Completed Accomplishments' panel includes sections for 'Local Fire Response Accomplishments Business Rules', 'Accomplishments Reported in Local Fire Response ARM', 'Volunteer Fire Program Additional Investments', 'Program Administration', 'New / Expanded Fire Departments', 'Landscape Resiliency Accomplishments Business Rules', and 'Fire Adapted Communities Accomplishments Business Rules'.



Viewing List of Grants

1. Please see the [next section](#) for viewing the performance reporting status of your grants. However, the quickest way to get to a grant you want to work with is to find it on the Grants page. Select “**Grants**” from the header. The Grants grid shows a list of all State Fire and Volunteer Fire Program grants entered by your USFS Region for your organization
2. You can see the **grant identifier details**, including Funding Year, Funding Program, Organization, and Award ID
3. If the grant is FY 2024 or later, you will see the “**Planned Accomplishment Status**” and the associated total “**Planned Funding**”, as entered by the USFS Regions on your behalf

Note: Older grants that predate GARP will not have planned details.

4. Select “**View**” from the Actions column to go to the Grant Profile. The Grant Profile is discussed [here](#)

The screenshot shows the 'Grants' page in the Cross Program Accomplishments Reporting Module. The navigation bar includes 'HOME', 'DASHBOARD', 'GRANTS' (highlighted with callout 1), 'REPORTING', 'PPR', 'REPORTING GUIDANCE', 'SUPPORT', and 'Wisconsin Manager'. Below the navigation bar, the 'Grants' section contains a table with columns: Funding Year, Funding Program, Organization, Award ID (callout 2), Planned Accomplishments Status, Planned Funding (callout 3), and Actions (callout 4). The table lists six grants, with the 2024 entries showing 'Planned Accomplishments Status' and 'Planned Funding' values. A search bar and 'Columns', 'Filters', 'Export' buttons are also visible.

Funding Year	Funding Program	Organization	Award ID	Planned Accomplishments Status	Planned Funding	Actions
2023	IJA State Fire Assistance	Wisconsin Department of Natural Resources	23-DG-12345678999	Draft	\$0.00	View
2023	IJA Volunteer Fire Assistance	Wisconsin Department of Natural Resources	23-DG-12345678999	Draft	\$0.00	View
2023	State Fire Capacity - Core	Wisconsin Department of Natural Resources	23-DG-12345678901	Draft	\$0.00	View
2024	State Fire Capacity - Core	Wisconsin Department of Natural Resources	24-DG-12345678901	Completed	\$654,904.00	View
2023	Volunteer Fire Capacity	Wisconsin Department of Natural Resources	23-DG-12345678901	Draft	\$0.00	View
2024	Volunteer Fire Capacity	Wisconsin Department of Natural Resources	24-DG-12345678901	Completed	\$471,079.00	View

Rows per page: 20 | 1-6 of 6

Viewing Performance Reporting Statuses

To begin working with Performance Reports, you will visit the Performance Reporting page to review the current status of reporting for each grant.

1. Select the **“Reporting”** from the header, and you will land on the Performance Reporting page
2. Hover on the **i icon** to see the additional information that this selection governs which calendar year of reports you will see in the list. The selection will default to today’s Reporting Year, but you can select previous year Performance Reports by selecting it from the list
3. The **“Reporting Year”** pick list filters your list of Performance Reports, so you only view one year’s worth of reports at a time

CROSS PROGRAM
ACCOMPLISHMENTS REPORTING MODULE

HOME DASHBOARD ▾ GRANTS **REPORTING** PPR REPORTING GUIDANCE ▾ SUPPORT Wisconsin Manager

Performance Reporting

Reporting Year 2024

Select the Reporting Period Year to view accomplishments and performance reporting status for Volunteer Fire and State Fire Program grants. Note: When selecting a year, you will see both annual and quarterly report statuses in the grid below.

About

The Grant Performance Reporting Status grid below shows the status of the Performance Report for each grant. Review the Accomplishments Report statuses for reporting in the Landscape and Community ARM grants, so that you understand whether additional reporting might be pending for those accomplishments. NOTE: Volunteer Fire Program grants use 'accomplishments to date', so there is no reporting for these grants, although these details will be automatically imported into Performance Reports from the Response ARM and the Community ARM.

Grant Performance Reporting

Columns Filters Export Search...

Reporting Period	Performance Report	Funding Year	Funding Program	Organization	Award ID	Landscape ARM Status	Community ARM Stat...	Actions
2024-Q1	Not Started	2023	I/JA State Fire Assistance	Wisconsin Department of N...	23-DG-12345678999	Not Started	Not Started	View



Viewing Performance Reporting Statuses (Continued)

- 4. The “**Grant Performance Reporting**” grid contains all your active grants and their reporting status(es)
- 5. The “**Reporting Period**” column indicates the period covered in the Performance Report for the grant in that row. Annually reported performance reports will show a calendar year, whereas quarterly reported grants will show each of the four calendar quarters within the selected Reporting Year
- 6. The “**Performance Report**” column indicates the status of the report in the Cross Program ARM for the Reporting Period and grant in that row. Statuses include “**Not Started**”, “**Draft**”, and “**Complete**”

CROSS PROGRAM ACCOMPLISHMENTS REPORTING MODULE | HOME | DASHBOARD | GRANTS | REPORTING | PPR | REPORTING GUIDANCE | SUPPORT | Wisconsin Manager v1.6.21.1

Performance Reporting | Reporting Year: 2025

About

Grant Performance Reporting

Columns | Export | Search...

Reporting Period	Performance Report	Funding Year	Funding Program	Organization	Award ID	Landscape ARM Status	Community ARM Status	Actions
2025-Q1	Draft	2023	IJJA Volunteer Fire Assistance	Wisconsin Department of Na...	23-DG-12345678999	N/A	N/A	View
2025-Q2	Not Started	2023	IJJA Volunteer Fire Assistance	Wisconsin Department of Na...	23-DG-12345678999	N/A	N/A	View
2025-Q3	Not Started	2023	IJJA Volunteer Fire Assistance	Wisconsin Department of Na...	23-DG-12345678999	N/A	N/A	View
2025-Q4	Not Started	2023	IJJA Volunteer Fire Assistance	Wisconsin Department of Na...	23-DG-12345678999	N/A	N/A	View
2025	Not Started	2023	State Fire Capacity - Core	Wisconsin Department of Na...	23-DG-12345678901	Complete	Draft	View
2025	Not Started	2024	State Fire Capacity - Core	Wisconsin Department of Na...	24-DG-12345678901	Not Started	Not Started	View
2025	Not Started	2023	Volunteer Fire Capacity	Wisconsin Department of Na...	23-DG-12345678901	N/A	N/A	View
2025	Not Started	2024	Volunteer Fire Capacity	Wisconsin Department of Na...	24-DG-12345678901	N/A	N/A	View

Rows per page: 20 | 1-8 of 8



Viewing Performance Reporting Statuses (Continued)

- 7. The “**Funding Year**”, “**Funding Program**”, and “**Organization**” together indicate the grant that the report is for, and the “**Award ID**” indicates which Federal Award the grant was executed through
- 8. For State Fire Program grants only, the “**Landscape ARM Status**” and “**Community ARM Status**” columns show statuses of the associated accomplishment reports in those other modules. Statuses include “**Not Started**”, “**Draft**”, and “**Complete**”

Note: If there are no accomplishments to report in those modules for the reporting period, then you may still complete the Performance Report with these reports in the “**Not Started**” status.

- 9. Select “**View**” from the “**Action**” column to open the Grant’s Profile page

The screenshot shows the 'Performance Reporting' section of the 'CROSS PROGRAM ACCOMPLISHMENTS REPORTING MODULE'. The interface includes a navigation bar with 'HOME', 'DASHBOARD', 'GRANTS', 'REPORTING', 'PPR', 'REPORTING GUIDANCE', and 'SUPPORT'. A 'Reporting Year' dropdown is set to 2025. Below the navigation is an 'About' section and a 'Grant Performance Reporting' section. The main content is a table with columns: Reporting Period, Performance Report, Funding Year, Funding Program, Organization, Award ID, Landscape ARM Status, Community ARM Status, and Actions. A red box highlights the first six columns, with a callout '7' pointing to the Award ID column. Another red box highlights the last three columns, with callouts '8' pointing to the ARM Status columns and '9' pointing to the Actions column. The table contains several rows of data, including reports for 2025-Q1 through 2025, with various statuses like 'Draft', 'Not Started', 'Complete', and 'Draft'.

Reporting Period	Performance Report	Funding Year	Funding Program	Organization	Award ID	Landscape ARM Status	Community ARM Status	Actions
2025-Q1	Draft	2023	IJA Volunteer Fire Assistance	Wisconsin Department of Na...	23-DG-12345678999	N/A	N/A	View
2025-Q2	Not Started	2023	IJA Volunteer Fire Assistance	Wisconsin Department of Na...	23-DG-12345678999	N/A	N/A	View
2025-Q3	Not Started	2023	IJA Volunteer Fire Assistance	Wisconsin Department of Na...	23-DG-12345678999	N/A	N/A	View
2025-Q4	Not Started	2023	IJA Volunteer Fire Assistance	Wisconsin Department of Na...	23-DG-12345678999	N/A	N/A	View
2025	Not Started	2023	State Fire Capacity - Core	Wisconsin Department of Na...	23-DG-12345678901	Complete	Draft	View
2025	Not Started	2024	State Fire Capacity - Core	Wisconsin Department of Na...	24-DG-12345678901	Not Started	Not Started	View
2025	Not Started	2023	Volunteer Fire Capacity	Wisconsin Department of Na...	23-DG-12345678901	N/A	N/A	View
2025	Not Started	2024	Volunteer Fire Capacity	Wisconsin Department of Na...	24-DG-12345678901	N/A	N/A	View



Viewing Planned Accomplishments

When you've selected a grant from the Reporting page, you will land on its Grant profile page and see the following:

1. The **grant's identifying information**, and its Federal Award ID will display in the top left
2. By default, the **"Planned Accomplishments"** page is selected. For FY 2024 and later, your planned accomplishments will be entered by the USFS Region. All earlier grants predate GARP, so they will not have planned accomplishment values
3. If it is a State Fire Program grant, you will see a **"Summary"** section, a **"Cross Functional Investments"** section and a **"Community Mitigation and Hazardous Fuels"** section (last section not shown below)
4. If it is a Volunteer Fire Program grant, you will see a **"Summary"** section, a **"Program Demand"** section, and a **"Program Investments"** section

State Fire Program Grant Profile Example

The screenshot shows the 'Planned Accomplishments (Draft)' page for a State Fire Program grant. The interface includes a top navigation bar with 'HOME', 'DASHBOARD', 'GRANTS', 'REPORTING', 'PPR', 'REPORTING GUIDANCE', and 'SUPPORT'. The left sidebar contains 'Details', 'Reports', and 'Actions' sections. The main content area is divided into three sections: 'Summary', 'Cross-Functional Program Investments', and 'Program Administration'. The 'Summary' section displays three key metrics: Total Planned Cost (\$0.00), Total Planned Acres (0), and Total Planned Communities Assisted (0). The 'Cross-Functional Program Investments' section includes 'Program Administration' and 'Preparedness' subsections, both with 'Planned Cost: N/A'.

Volunteer Fire Program Grant Profile Example

The screenshot shows the 'Planned Accomplishments (Complete)' page for a Volunteer Fire Program grant. The interface is similar to the State Fire Program example but includes a 'Program Demand' section. The 'Summary' section displays: Total Planned Cost (\$471,079.00) and Total Planned Communities Assisted (303). The 'Program Demand' section includes 'Applications Received' with instructions and a 'Total estimated number of applications: 321' and 'Total estimated federal funding request: \$2,734,795.00'. The 'Program Investments' section includes 'Applications Approved' with instructions.



Adding Performance Reports for SF Program Grants

1. Select the “**+Add Performance Report**” from the Actions section to start a new report for the **State Fire (SF)** Program grant

Note: This will be disabled if all previous and current reporting period Performance Reports have already been added to the grant.

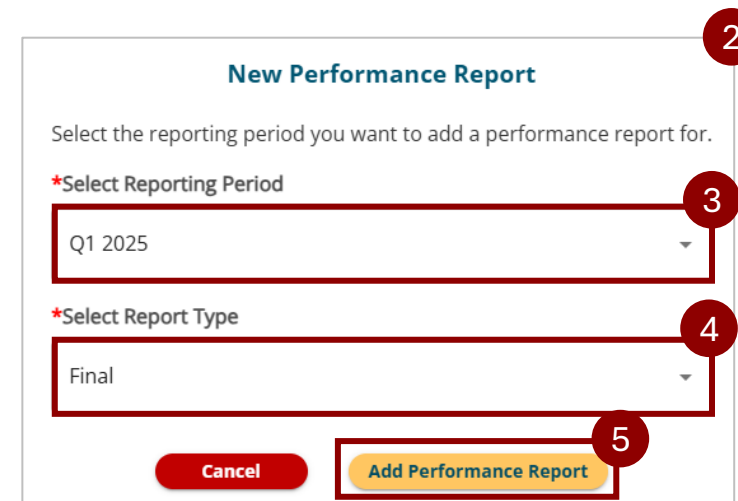
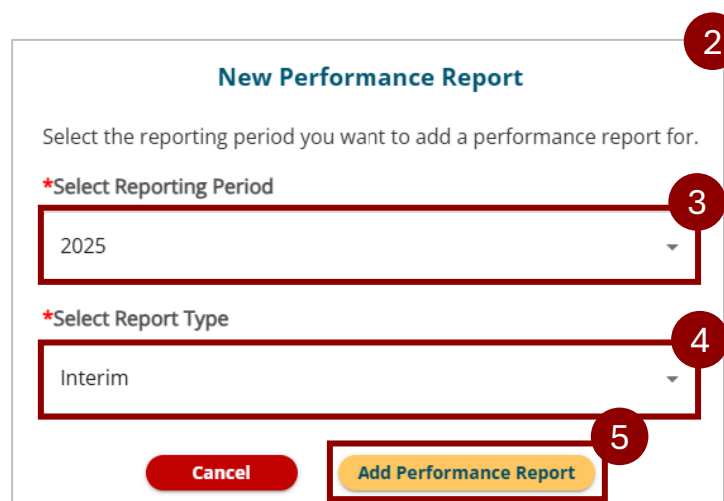
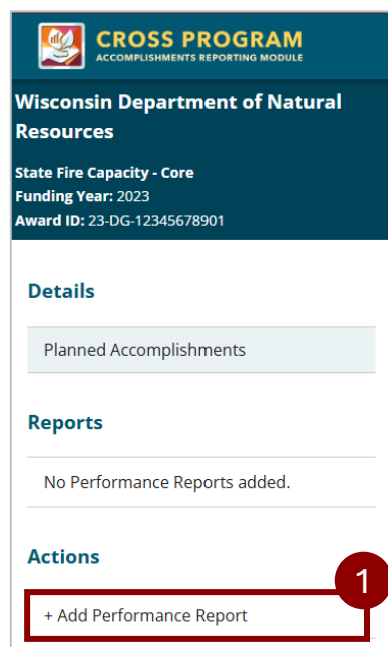
2. A “**New Performance Report**” window will display, where you must make selections to create the new report

3. From the “**Select Reporting Period**”, select the reporting period

Note: This pick list will have a list of **calendar years** to choose from for annually reported grants and **calendar quarters** for quarterly reported grants.

4. From the “**Select Report Type**”, select either “**Interim**” if this is not the last report for the grant, or “**Final**” if no further accomplishment reports will be submitted to the USFS

5. Select the “**Add Performance Report**” button





Adding Performance Reports for SF Program Grants (Continued)

From the Performance Report editing page, you see the following:

6. The grant and report identifiers
7. A **Close** button (red X) that returns you to the Grant Profile page
8. A **Reset** button that resets the entries to the previously saved values
9. A **“Save Draft”** button for saving edits to the report. More details about this action are [here](#)
10. A **“Complete”** button to mark the Performance Report complete. More details about this action are [here](#)

The screenshot displays the 'CROSS PROGRAM ACCOMPLISHMENTS REPORTING MODULE' interface. The top navigation bar includes 'HOME', 'DASHBOARD', 'GRANTS', 'REPORTING', 'PPR', 'REPORTING GUIDANCE', 'SUPPORT', and 'Wisconsin Manager'. A red circle with the number '6' highlights the 'DASHBOARD' menu item. Below the navigation bar, the page title is '2025 Performance Report (Draft) Wisconsin Department of Natural Resources/State Fire Capacity - Core/Funding Year 2023'. To the right of the title are four buttons: a red 'X' (Close), a yellow circular arrow (Reset), a yellow 'Save Draft' button, and a yellow 'Complete' button. Below the title bar, there are tabs for 'Hazardous Fuels Treatments', 'Communities Assisted', and 'Cross Functional Program Investments'. A red line connects the 'Save Draft' and 'Complete' buttons in the top bar to a larger, detailed view of these buttons at the bottom of the page. This detailed view shows the 'Close' button (7), 'Reset' button (8), 'Save Draft' button (9), and 'Complete' button (10) with their respective callout numbers.



Hazardous Fuels Treatments Performance Reporting for SF Program Grants

1. **“Hazardous Fuels Treatments”** is the default page for State Fire Program Performance Reports. It is for reviewing accomplishments that were automatically imported from the associated accomplishments report from the Landscape ARM. There are no editable inputs on this page; see the [Landscape ARM Resources](#) for more information about reporting these details
 2. The **Landscape ARM Report status** is displayed
- Note:** A Landscape ARM report is not required if the grant did not fund any hazardous fuels treatments, direct or leveraged, within the reporting period
3. The **“Summary”** section shows key details, including **“Total Direct Costs in the Reporting Period”**, **“Total Completed Acres (Direct)”**, which were directly funded, and **“Total Completed Acres (Leveraged)”**, which were leveraged
 4. Select the **“Landscape Resiliency ARM”** link for more details or to adjust the report, and in a new browser tab you can view the Grant Profile page in the Landscape ARM

The screenshot displays the 'Hazardous Fuels Treatments' reporting page. At the top, the navigation bar includes 'HOME', 'DASHBOARD', 'GRANTS', 'REPORTING', 'PPR', 'REPORTING GUIDANCE', and 'SUPPORT'. The main header shows '2025 Performance Report (Draft)' and 'Wisconsin Department of Natural Resources/State Fire Capacity - Core/Funding 2023'. A red box labeled '1' highlights the 'Hazardous Fuels Treatments' breadcrumb. Below the breadcrumb, a status bar indicates 'Landscape ARM Report is COMPLETE' with a red box labeled '2'. The 'Summary' section contains a table with the following data:

\$3,800.00	38	37
Total Direct Costs in Reporting Period	Total Completed Acres (Direct)	Total Completed Acres (Leveraged)

A red box labeled '3' highlights the summary table. At the bottom, a link for 'Landscape Resiliency ARM' is highlighted with a red box labeled '4'. The footer text reads: 'For more details or to make adjustments go to [Landscape Resiliency ARM](#)'.



Hazardous Fuels Treatments Performance Reporting for SF Program Grants (Continued)

The remaining sections display the “Reporting Period Costs”, “Total Treatment Acres”, “Total Mapped Treatment Acres”, “Total Additional Treatment Acres”, and “Total Leveraged Acres” per treatment category

5. Review the section with details for the “Prescribed Fire” category
6. Review the next section with details for the “Mechanical & Other non-Fire Methods WITHOUT Biomass Utilization” category
7. Review the next section with details for the “Mechanical & Other non-Fire Methods WITH Biomass Utilization” category
8. Review the last section with details for the “Combination Methods” category

5

Hazardous Fuels Treatments - Prescribed Fire

Details are aggregated using the details reported in the Landscape ARM for the grant and reporting period for hazardous fuels treated with prescribed fire methods.

Reporting Periods Costs:	\$0.00
Total Treatment Acres:	37
Total Mapped Treatment Acres:	0
Total Additional Treatment Acres:	0
Total Leveraged Treatment Acres:	37

6

Hazardous Fuels Treatments - Mechanical & Other non-Fire Methods WITHOUT Biomass Utilization

Details are aggregated using the details reported in the Landscape ARM for the grant and reporting period for hazardous fuels treated with Mechanical & Other non-Fire Methods WITHOUT Biomass Utilization.

Reporting Periods Costs:	\$2,500.00
Total Treatment Acres:	25
Total Mapped Treatment Acres:	0
Total Additional Treatment Acres:	25
Total Leveraged Treatment Acres:	0

7

Hazardous Fuels Treatments - Mechanical & Other non-Fire Methods WITH Biomass Utilization

Details are aggregated using the details reported in the Landscape ARM for the grant and reporting period for hazardous fuels treated with Mechanical & Other non-Fire Methods WITH Biomass Utilization.

Reporting Periods Costs:	\$0.00
Total Treatment Acres:	0
Total Mapped Treatment Acres:	0
Total Additional Treatment Acres:	0
Total Leveraged Treatment Acres:	0

8

Hazardous Fuels Treatments - Combination Methods

Details are aggregated using the details reported in the Landscape ARM for the grant and reporting period for hazardous fuels treated with Combination of Methods.

Reporting Periods Costs:	\$1,300.00
Total Treatment Acres:	13
Total Mapped Treatment Acres:	0
Total Additional Treatment Acres:	13
Total Leveraged Treatment Acres:	0



Communities Assisted Performance Reporting for SF Program Grants

1. Select the “**Communities Assisted**” tab, to review accomplishments for **Communities**, which are automatically imported from the associated accomplishments report from the Community ARM. There are no editable inputs on this page; see the [Community ARM Resources](#) for more information about reporting these details

2. The **Community ARM Report status** is displayed

Note: A Community ARM report is not required if the grant did not fund any Community Assistance within the Reporting Period.

3. Select the “**Fire Adapted Communities ARM**” link for more details or to adjust the report, and in a new browser tab you can view the Grant Profile page in the Community ARM

4. The “**Summary**” section shows key details including: the “**Total Reporting Period Costs**”, which show direct costs in the Reporting Period, and the “**Total Unique Communities Assisted**”

The screenshot displays the 'Communities Assisted' tab in the Cross Program Accomplishments Reporting Module. The interface includes a navigation bar with 'HOME', 'DASHBOARD', 'GRANTS', 'REPORTING', 'PPR', 'REPORTING GUIDANCE', and 'SUPPORT'. The 'Communities Assisted' tab is highlighted. Below the navigation, there are three tabs: 'Hazardous Fuels Treatments', 'Communities Assisted', and 'Cross Functional Program Investments'. The 'Communities Assisted' tab is active, showing a 'Summary' section. A status box indicates 'Community ARM Report is COMPLETE'. The summary text explains that the reporting period costs are from all funding details except for hazardous fuels treatments. A note states that total communities assisted will display automatically even if the report is 'Not Started'. Two summary cards are shown: 'Total Reporting Period Costs' at \$2,780.00 and 'Total Unique Communities Assisted' at 10. A link at the bottom provides more details or adjustment options for the 'Fire Adapted Communities ARM'.

Category	Value
Total Reporting Period Costs	\$2,780.00
Total Unique Communities Assisted	10



Communities Assisted Performance Reporting for SF Program Grants (Continued)

The remaining sections display the details reported in the Community ARM for each type of Community Assistance.

- 5. Review the section with Communities Assistance accomplished through “**Hazardous Fuels Treatments**”
- 6. Review the next section with Communities Assistance accomplished through “**CWPPs**”
- 7. Review the next section with Communities Assistance accomplished through “**Fire Management Plans & Community Risk Assessments**”
- 8. Review the next section with Communities Assistance accomplished through “**Prevention Education**”

Hazardous Fuels Treatments

Communities Assisted with investment in Hazardous Fuels Treatments come from details reported in the Fire Adapted Communities ARM for the grant reporting period. To view details and/or the map of Communities Assisted, click the link above.

Total Acres of Treatment Reported: 75
Number of Communities Assisted: 4

CWPPs

Communities Assisted with investment in CWPPs (or equivalents) come from details reported in the Fire Adapted Communities ARM for the grant reporting period. Accomplishments include Reporting Period Costs for direct funding of CWPP development/revision, number of CWPPs completed, and total number of Communities Assisted through completed CWPPs. To view details and/or the map of Communities Assisted, click the link above.

Reporting Period Costs: \$0.00
Number of CWPPs completed: 0
Number of Communities Assisted: 0

Fire Management Plans & Community Risk Assessments

Communities Assisted with investment in Fire Management Plans & Community Risk Assessments come from details reported in the Fire Adapted Communities ARM for the grant reporting period. Accomplishments include Reporting Period Costs for developing plans and conducting assessments, total number of Fire Management Plans, total number of Community Risk Assessments, and total number of Communities Assisted. To view details and/or the map of Communities Assisted, click the link above.

Reporting Period Costs: \$2,780.00
Number of Fire Management Plans: 1
Number of Risk Assessments: 5
Number of Communities Assisted: 6

Prevention Education

Communities Assisted with investment in Prevention Education come from details reported in the Fire Adapted Communities ARM for the grant reporting period. Accomplishments include Reporting Period Costs for developing Prevention Education programs, total number of Prevention Education programs or campaigns conducted/implemented, and total number of Communities Assisted. To view details and/or the map of Communities Assisted, click the link above.

Reporting Period Costs: \$0.00
Number of Prevention Education programs/campaigns: 0
Number of Communities Assisted: 0



Cross Functional Program Investments Performance Reporting for SF Program Grants

1. Select the “**Cross Functional Program Investments**” tab; this page is for entering grant funds spent in the reporting period for various investment categories for State Fire (SF) Program Performance Reports. These details are not covered in any other GARP module
2. Review the business rules and enter “**Total Grant Funds spent in Reporting period**” for “**Program Administration**”, if any
3. Review the business rules and enter “**Total Grant Funds spent in Reporting period**” for “**Preparedness**” activities, if any

CROSS PROGRAM
ACCOMPLISHMENTS REPORTING MODULE

HOME DASHBOARD GRANTS REPORTING PPR REPORTING GUIDANCE SUPPORT Wisconsin Manager

2025 Performance Report (Draft)
Wisconsin Department of Natural Resources/State Fire Capacity - Core/Funding Year 2023

Hazardous Fuels Treatments Communities Assisted **Cross Functional Program Investments**

Cross Functional Program Investments

Program Administration

Enter the total dollar amount (federal State Fire grant funds only) EXPENDED by the grant recipient to administer the program. This includes both costs to administer the program and indirect costs.

Total Grant Funds spent in Reporting Period

Enter Total Grant Funds spent in Reporting Period

Preparedness

Enter the total dollar amount (federal State Fire grant funds only) EXPENDED for preparedness activities, to be used by the recipient to perform or support the following activities: development or maintenance of fire readiness, detection, preparedness plans, personnel costs, and/or facility maintenance.

Total Grant Funds spent in Reporting Period

Enter Total Grant Funds spent in Reporting Period



Cross Functional Program Investments Performance Reporting for SF Program Grants (Continued)

- 4. Review the business rules and enter the “**Total Grant Funds spent in the Reporting Period**” for “**Suppression Operations & Support**”, if any
- 5. Review the business rules and enter “**Total Grant Funds spent in the Reporting Period**” for “**Supplies and Maintenance**” investments, if any
- 6. Review the business rules and enter “**Total Grant Funds spent in the Reporting Period**” for “**Equipment**” investments, if any
- 7. Review the business rules and enter “**Total Grant Funds spent in the Reporting Period**” and “**Total Number of Individuals trained in the Reporting Period**” for “**Training**”, if any

Suppression Operations & Support

Enter the total dollar amount (report federal SFA funds only) to be expended on suppression operations or support functions (e.g., dispatch centers, initial/extended attack fire suppression, law enforcement).

Total Grant Funds spent in Reporting Period

Supplies and Maintenance

Enter the total dollar amount used to purchase all types of supplies and/or apparatus that have a per unit cost under the applicable federal threshold value for equipment (e.g., PPE, generators, pumps, leaf blowers, hand tools, FEPP apparatus, and communication systems). Equipment that has a per unit cost below the federal equipment threshold should be reported here. The federal equipment threshold for grants executed prior to 10/1/2024 is \$5,000 per unit. The threshold for grants executed on 10/1/2024 and after is \$10,000. Costs for maintenance or rehab of all types of equipment (including FEPP) may exceed federal threshold and should be reported here.

Total Grant Funds spent in Reporting Period

Equipment

Enter the total dollar amount used to purchase all types of equipment (federally defined) and/or apparatus (e.g., generators, engines, tractor plow / dozer units, slip-ons, pumps, dry hydrants, or other apparatus, communications equipment, etc.) that have a per unit cost over the applicable federal equipment threshold. The federal equipment threshold for grants executed prior to 10/1/2024 is \$5,000 per unit. The threshold for grants executed on 10/1/2024 and after is \$10,000. Note: an equipment justification form, FS-1500-34, must be completed for each piece of equipment over the applicable threshold. Maintenance and rehab costs NOT reported here.

Total Grant Funds spent in Reporting Period

Training

1 - Enter the total dollar amount (federal State Fire grant funds only) EXPENDED for training such as wildland fire management, prescribed fire and incident command, etc. to organization personnel (e.g., trainee is an employee associated with the State Forestry organization, or other state, tribal, career fire service, volunteer, or non-profit organization).

2 - Enter the total number of PERSONNEL that received training through this grant with federal funds through the State Fire program.

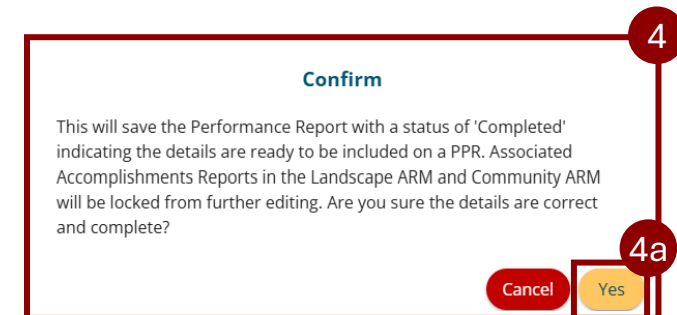
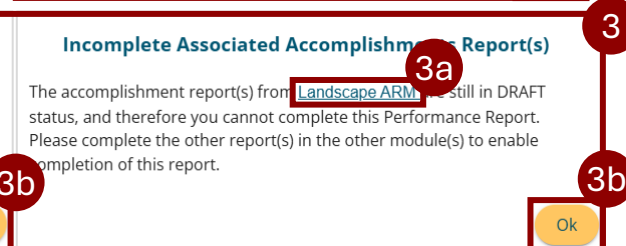
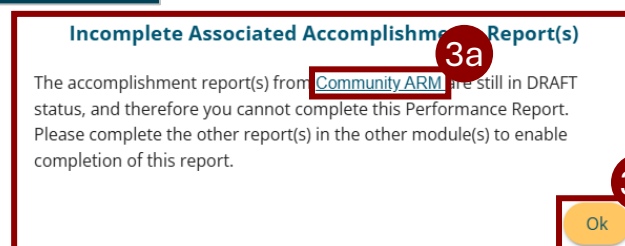
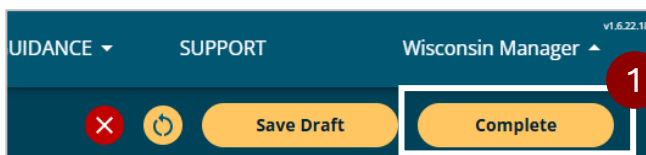
Total Grant Funds spent in Reporting Period

Total Number of Individuals trained in Reporting Period



Saving Performance Reports for SF Program Grants

1. Select the **“Complete”** button to finish the report once all Hazardous Fuels Treatments and Communities Assisted accomplishment details have been reviewed and Cross Functional Investments have been entered
2. A **“Warning – Accomplishments Report(s) Missing”** message will appear if either of the associated accomplishments reports in the Landscape ARM or Community ARM are not started
 - a) Select **“Yes”** if you want to proceed with completing the Performance Report, then
3. An **“Incomplete Associated Accomplishment Report(s)”** error message will appear if either of the accomplishments reports in the Landscape ARM or Community ARM are in a Draft status
 - a) Optionally, select the link in the message to open that module in another tab
 - b) Select **“OK”** to dismiss the message; you can’t complete the report until the Landscape and Community ARM are completed, and you will be returned to the edit report page
4. Otherwise, you will be prompted in a **“Confirm”** window that you are ready to complete the report and that subsequent accomplishment report edits in the other modules will be disabled for the reporting period
 - a. Select **“Yes”** if the report details are correct and complete





Viewing Performance Reports for SF Program Grants

For a refresher on how to access a grant, review the guidance [here](#). When you complete a report, you will automatically be taken to the Grant Profile page.

1. From the “**Reports**” section of the Grant Profile page, select the report to view. Reports are identified by their Reporting Period and Status.
2. The “**Summary**” section displays at the top. State Fire Program grants include 3 aggregated details: “**Total Reporting Period Costs**”, number of “**Treatment Acres Directly Funded**”, and the number of “**Total Unique Communities Assisted**”

Note: The number of “**Total Unique Communities Assisted**” is the total unique number of communities assisted by the grant in the reporting period.

3. The “**Performance Report Details**” are organized into three categories, with the “**Hazardous Fuels Treatments**” category selected by default

CROSS PROGRAM ACCOMPLISHMENTS REPORTING MODULE

HOME DASHBOARD GRANTS REPORTING PPR REPORTING GUIDANCE SUPPORT Wisconsin Manager

Wisconsin Department of Natural Resources
State Fire Capacity - Core
Funding Year: 2023
Award ID: 23-DG-12345678901

2025 Interim Performance Report (Draft)

Edit Report Delete Report

Summary

\$10,434.00 Total Reporting Period Costs	38 Treatment Acres Directly Funded	10 Total Unique Communities Assisted
--	--	--

Performance Report Details

Hazardous Fuels Treatments Communities Assisted Cross Functional Program Investments

Summary

Landscape ARM Report is **COMPLETE**

Summaries show aggregations of acres and costs from sections below.

\$3,800.00 Total Direct Costs in Reporting Period	38 Total Completed Acres (Direct)	37 Total Completed Acres (Leveraged)
---	---	--

For more details or to make adjustments go to: [Landscape Resiliency ARM](#)

Hazardous Fuels Treatments - Prescribed Fire



Viewing Performance Reports for SF Program Grants (Continued)

- 4. The “**Hazardous Fuels Treatments**” page includes a “**Summary**” section showing the Landscape ARM Report status, aggregated details for the “**Total Direct Costs in Reporting Period**”, the “**Total Completed Acres**” through direct funding, and the “**Total Completed Acres**” through leveraged funding
- 5. Select the “**Landscape Resiliency ARM**” link to see more details or to make adjustments

Performance Report Details

Hazardous Fuels Treatments | Communities Assisted | Cross Functional Program Investments

Summary | Landscape ARM Report is **COMPLETE**

Summaries show aggregations of acres and costs from sections below.

\$3,800.00	38	37
Total Direct Costs in Reporting Period	Total Completed Acres (Direct)	Total Completed Acres (Leveraged)

For more details or to make adjustments go to: [Landscape Resiliency ARM](#)



Viewing Performance Reports for SF Program Grants (Continued)

6. Below the “Summary” is the breakdown of “Reporting Period Costs”, “Total Acres”, “Total Mapped Treatment Acres”, “Total Additional Acres”, and “Total Leveraged Acres” by treatment category

Hazardous Fuels Treatments - Mechanical & Other non-Fire Methods WITH Biomass Utilization

Details are aggregated using the details reported in the Landscape ARM for the grant and reporting period for hazardous fuels treated with Mechanical & Other non-Fire Methods WITH Biomass Utilization.

6

Reporting Periods Costs: \$0.00
 Total Treatment Acres: 0
 Total Mapped Treatment Acres: 0
 Total Additional Treatment Acres: 0
 Total Leveraged Treatment Acres: 0

Reporting Periods Costs: \$1,300.00
 Total Treatment Acres: 13
 Total Mapped Treatment Acres: 0
 Total Additional Treatment Acres: 13
 Total Leveraged Treatment Acres: 0

Hazardous Fuels Treatments - Combination Methods

Details are aggregated using the details reported in the Landscape ARM for the grant and reporting period for hazardous fuels treated with Combination of Methods.

Hazardous Fuels Treatments - Prescribed Fire

Details are aggregated using the details reported in the Landscape ARM for the grant and reporting period for hazardous fuels treated with prescribed fire methods.

Reporting Periods Costs: \$0.00
 Total Treatment Acres: 37
 Total Mapped Treatment Acres: 0
 Total Additional Treatment Acres: 0
 Total Leveraged Treatment Acres: 37

Reporting Periods Costs: \$2,500.00
 Total Treatment Acres: 25
 Total Mapped Treatment Acres: 0
 Total Additional Treatment Acres: 25
 Total Leveraged Treatment Acres: 0

Hazardous Fuels Treatments - Mechanical & Other non-Fire Methods WITHOUT Biomass Utilization

Details are aggregated using the details reported in the Landscape ARM for the grant and reporting period for hazardous fuels treated with Mechanical & Other non-Fire Methods WITHOUT Biomass Utilization.

Hazardous Fuels Treatments - Mechanical & Other non-Fire Methods WITH Biomass Utilization

Details are aggregated using the details reported in the Landscape ARM for the grant and reporting period for hazardous fuels treated with Mechanical & Other non-Fire Methods WITH Biomass Utilization.



Viewing Performance Reports for SF Program Grants (Continued)

- 7. Select the “**Communities Assisted**” tab to see those details, which includes a Summary section showing the Community ARM Report status, aggregated details for “**Total (Direct) Reporting Period Costs**” in the Reporting Period and the “**Total Unique Communities Assisted**”
- 8. Select the “**Fire Adapted Communities ARM**” link to make adjustments or view more details

Performance Report Details

Hazardous Fuels Treatments **Communities Assisted** Cross Functional Program Investments

Summary Community ARM Report is **COMPLETE**

The summary of reporting period costs comes from all funding details below EXCEPT for hazardous fuels treatments (because they are included on the previous tab). Total Communities Assisted shows the UNIQUE number of communities assisted across all of the assistance types, where duplicate counts are removed when the same community receives multiple types of assistance.

NOTE: Total Communities Assisted through mapped treatments will display automatically, even if the Community ARM Accomplishments Report is "Not Started".

\$2,780.00	10
Total Reporting Period Costs	Total Unique Communities Assisted

For more details or to make adjustments to any of the details shown below, go to: [Fire Adapted Communities ARM](#)



Viewing Performance Reports for SF Program Grants (Continued)

- 7. Below the “**Summary**” is the breakdown of Community Assistance accomplishments per category, including community assistance accomplished through “**Hazardous Fuels Treatments**”, development of “**CWPPs**”, “**Fire Management Plans & Community Risk Assessments**”, and “**Prevention Education**”

<p>Hazardous Fuels Treatments</p> <p>Communities Assisted with investment in Hazardous Fuels Treatments come from details reported in the Fire Adapted Communities ARM for the grant reporting period. To view details and/or the map of Communities Assisted, click the link above.</p>	<p>Total Acres of Treatment Reported: 75 Number of Communities Assisted: 0</p>
<p>CWPPs</p> <p>Communities Assisted with investment in CWPPs (or equivalents) come from details reported in the Fire Adapted Communities ARM for the grant reporting period. Accomplishments include Reporting Period Costs for direct funding of CWPP development/revision, number of CWPPs completed, and total number of Communities Assisted through completed CWPPs. To view details and/or the map of Communities Assisted, click the link above.</p>	<p>Reporting Period Costs: \$0.00 Number of CWPPs completed: 0 Number of Communities Assisted: 0</p>
<p>Fire Management Plans & Community Risk Assessments</p> <p>Communities Assisted with investment in Fire Management Plans & Community Risk Assessments come from details reported in the Fire Adapted Communities ARM for the grant reporting period. Accomplishments include Reporting Period Costs for developing plans and conducting assessments, total number of Fire Management Plans, total number of Community Risk Assessments, and total number of Communities Assisted. To view details and/or the map of Communities Assisted, click the link above.</p>	<p>Reporting Period Costs: \$0.00 Number of Fire Management Plans: 0 Number of Risk Assessments: 0 Number of Communities Assisted: 0</p>
<p>Prevention Education</p> <p>Communities Assisted with investment in Prevention Education come from details reported in the Fire Adapted Communities ARM for the grant reporting period. Accomplishments include Reporting Period Costs for developing Prevention Education programs, total number of Prevention Education programs or campaigns conducted/implemented, and total number of Communities Assisted. To view details and/or the map of Communities Assisted, click the link above.</p>	<p>Reporting Period Costs: \$0.00 Number of Prevention Education programs/campaigns: 0 Number of Communities Assisted: 0</p>

7



Viewing Performance Reports for SF Program Grants (Continued)

8. The “**Cross Functional Program Investment**” section shows each of the reported costs per category including “**Program Administration**”, “**Preparedness**”, “**Suppression Operations & Support**”, “**Supplies and Maintenance**”, “**Equipment**”, and “**Training**”. The “**Training**” category also includes the number of individuals trained in the reporting period

Performance Report Details

Hazardous Fuels Treatments Communities Assisted **Cross Functional Program Investments**

Program Administration
Enter the total ESTIMATED dollar amount (federal Volunteer Fire grant funds only) used by the State to administer the program. This includes cost both to administer the program and indirect costs. (Up to 10% of grant amount awarded to a State can be used to administer the Volunteer Fire program. This is separate from any State indirect amount).

Preparedness
Enter the total dollar amount (federal State Fire grant funds only) EXPENDED for preparedness activities, to be used by the recipient to perform or support the following activities: development or maintenance of fire readiness, detection, preparedness plans, personnel costs, and/or facility maintenance.

Suppression Operations & Support
Enter the total dollar amount (report federal State Fire grant funds only) EXPENDED on suppression operations or support functions (e.g., dispatch centers, initial/extended attack fire suppression, law enforcement).

Supplies and Maintenance
Enter the total dollar amount used to purchase all types of supplies and/or apparatus that have a per unit cost under the applicable federal threshold value for equipment (e.g., PPE, generators, pumps, leaf blowers, hand tools, FEPP apparatus, and communication systems). Equipment that has a per unit cost below the federal equipment threshold should be reported here. The federal equipment threshold for grants executed prior to 10/1/2024 is \$5,000 per unit. The threshold for grants executed on 10/1/2024 and after is \$10,000. Costs for maintenance or rehab of all types of equipment (including FEPP) may exceed federal threshold and should be reported here.

Equipment
Enter the total dollar amount used to purchase all types of equipment (federally defined) and/or apparatus (e.g., generators, engines, tractor plow / dozer units, slip-ons, pumps, dry hydrants, or other apparatus, communications equipment, etc.) that have a per unit cost over the applicable federal equipment threshold. The federal equipment threshold for grants executed prior to 10/1/2024 is \$5,000 per unit. The threshold for grants executed on 10/1/2024 and after is \$10,000. Note: an equipment justification form, FS-1500-34, must be completed for each piece of equipment over the applicable threshold. Maintenance and rehab costs NOT reported here.

Training
1 - Enter the total dollar amount (federal State Fire grant funds only) EXPENDED for training such as wildland fire management, prescribed fire and incident command, etc. to organization personnel (e.g., trainee is an employee associated with the State Forestry organization, or other state, tribal, career fire service, volunteer, or non-profit organization).
2 - Enter the total number of PERSONNEL that received training through this grant with federal funds through the State Fire program.

Total Grant Funds spent in Reporting Period: \$1,000.00

Total Grant Funds spent in Reporting Period: \$1,288.00

Total Grant Funds spent in Reporting Period: \$0.00

Total Grant Funds spent in Reporting Period: \$0.00

Total Grant Funds spent in Reporting Period: \$0.00

Total Grant Funds spent in Reporting Period: \$0.00

Equipment

Total Grant Funds spent in Reporting Period: \$0.00

Training

Total Grant Funds spent in Reporting Period: \$1,566.00
Total Number of Individuals trained in Reporting Period: 33



Adding Performance Reports for VF Program Grants

1. Select the “**+Add Performance Report**” from the “**Actions**” section to start a new report for the Volunteer Fire (VF) grant

Note: This will be disabled if all previous and current reporting period Performance Reports have already been added to the grant.

2. A “**New Performance Report**” window will display, where you must make selections to create the new report

3. From the “**Select Reporting Period**” drop down, select the reporting period

Note: This drop down will have a list of calendar years to choose from for annually reported grants, and calendar quarters for quarterly reported grants.

4. From the “**Select Report Type**” drop down, select “**Interim**” if this is not the last report for the grant or select “**Final**” if no further accomplishment reports will be submitted to the USFS

5. Select the “**Add Performance Report**” button

Adding Performance Reports for VF Program Grants (Continued)

Once you have chosen the reporting period, you will see the following on the Performance Report page:

6. The grant and report identifiers
7. A **Close** button (red X) that returns you to the Grant Profile page
8. A **Reset** button that resets the entries to the previously saved values
9. A “**Save Draft**” button for saving edits to the report. More details about this action are [here](#)
10. A “**Complete**” button to mark the Performance Report complete. More details about this action are [here](#)

The screenshot displays the 'CROSS PROGRAM ACCOMPLISHMENTS REPORTING MODULE' interface. The top navigation bar includes 'HOME', 'DASHBOARD', 'GRANTS', 'REPORTING', 'PPR', 'REPORTING GUIDANCE', 'SUPPORT', and 'Wisconsin Manager'. A callout '6' points to the breadcrumb '2025 Performance Report (Draft) Wisconsin Department of Natural Resources/Volunteer Fire Program/Funding Year 2024'. Below this, there are tabs for 'VFD Pass-Through Grants', 'Other Program Investments', and 'Communities Assisted'. A callout '7' points to a red 'X' button, '8' to a circular refresh button, '9' to a yellow 'Save Draft' button, and '10' to a yellow 'Complete' button. A second screenshot below shows a zoomed-in view of these buttons with callouts 7, 8, 9, and 10.



VFD Pass-Through Grants Performance Reporting for VF Program Grants

1. The “**VFD Pass-Through Grants**” tab will be selected by default; this page allows you to review the accomplishments automatically imported from the Response ARM. There are no editable inputs on this page; see the [Response ARM Resources](#) for more information about reporting these details
2. The “**VFD Pass-Through Grant Investment Details**” display accomplishments aggregated from all Volunteer Fire Department pass-through grants funded to date by this grant. Accomplishments include the cumulative number of pass-through grants funded, total cumulative federal Volunteer Fire grant funds invested, cumulative federal Volunteer Fire grant funding per type of assistance, and number of individuals trained to date
3. Select the “**Response ARM**” link for more details or to adjust the report, and in a new browser tab, you can view the Grant Profile page in the Response ARM

The screenshot displays the 'CROSS PROGRAM ACCOMPLISHMENTS REPORTING MODULE' interface. The top navigation bar includes links for HOME, DASHBOARD, GRANTS, REPORTING, PPR, REPORTING GUIDANCE, and SUPPORT. The user is logged in as 'Wisconsin Manager'. The main content area shows a '2025 Performance Report (Draft)' for the 'Wisconsin Department of Natural Resources/Volunteer Fire Program/Funding Year'. A red box labeled '1' highlights the 'VFD Pass-Through Grants' tab. Below this, the 'VFD Pass-Through Grant Investment Details' section is shown, containing a detailed description of the reporting process and a summary table of investment details. A red box labeled '2' highlights the summary table, and a red box labeled '3' highlights the 'Response ARM' link at the bottom.

Number of Funded Applications:	2
Total Federal Funds Invested:	\$6,456.00
Total Federal Funds Invested in PPE:	\$4,999.00
Total Federal Funds Invested in Communications:	N/A
Total Federal Funds Invested in Inventoried Equipment:	N/A
Total Federal Funds Invested in Tools & Supplies:	\$1,457.00
Total Federal Funds Invested in Fed Property Conversion:	N/A
Total Federal Funds Invested in Training:	N/A
Total Number of Individuals Trained:	N/A

For more details or to make adjustments go to: [Response ARM](#)



Other Program Investments Performance Reporting for VF Program Grants

1. Select “**Other Program Investments**” tab
2. From the “**Program Administration**” section, review the business rules
3. Select the “**Total Grant Funds spent to Date**” field and enter the grant funding spent to date

Note: As this amount should be the cumulative amount to date, please ensure that the value is reflecting this (e.g., “**Other Program Investments**” reported in a previous reporting period should not exceed the cumulative total).

The screenshot displays the 'CROSS PROGRAM ACCOMPLISHMENTS REPORTING MODULE' interface. The top navigation bar includes 'HOME', 'DASHBOARD', 'GRANTS', 'REPORTING', 'PPR', 'REPORTING GUIDANCE', 'SUPPORT', and 'Wisconsin Manager'. The main header shows '2025 Performance Report (Draft)' for the 'Wisconsin Department of Natural Resources/Volunteer Fire Program/Funding Year 2024'. Below this, there are three tabs: 'VFD Pass-Through Grants', 'Other Program Investments' (highlighted with a red box and a '1' callout), and 'Communities Assisted'. The 'Other Program Investments' section is expanded, showing a 'Program Administration' section with a text box containing instructions: 'Enter the total dollar amount (federal Volunteer Fire grant funds only) EXPENDED by the State to administer the program. This includes the cost both to administer the program and indirect costs. (Up to 10% of grant amount awarded to a State can be used to administer the Volunteer Fire program. This is separate from any State indirect amount).' This text box is highlighted with a red box and a '2' callout. Below this is a 'Total Grant Funds spent to Date' field with the value '2088' entered, highlighted with a red box and a '3' callout. At the bottom, there is a section for 'New / Expanded Fire Departments'.



Other Program Investments Performance Reporting for VF Program Grants (Continued)

- 4. Review the business rules for the “**New/Expanded Fire Departments**”
- 5. Select the “**Total Grant Funds spent to Date**” field and enter the grant funding spent to date
- 6. Select the “**Total Number and total number of new/expanded FDs to Date**” and enter the total

Note: As this amount should be the cumulative amount to date, please ensure that the value is reflecting this (e.g., For the “**New/Expanded Fire Departments**” section, “**Other Program Investments**” reported in a previous reporting period should not exceed the cumulative total funds spent or the total of new/expanded FDs).

The screenshot shows a web-based reporting form. At the top, there is a text input field labeled "Total Grant Funds spent to Date" containing the value "2088". Below this is a section titled "New / Expanded Fire Departments" which contains two numbered instructions: "1 - Enter the number of fire departments established or expanded using federal Volunteer Fire funding to date." and "2 - Enter the dollar amount (federal Volunteer Fire grant funds only) of the VFA funding EXPENDED for establishing or expanding fire departments. NOTE: A fire department may be considered expanded if it has either a) increased its capability by addition of a new substation, or b) utilizes Volunteer Fire expenditures to facilitate an increased response. A fire department is not considered expanded simply by increasing the number of firefighters that are part of the department." Below the instructions are two more input fields. The first is labeled "Total Grant Funds spent to Date" and contains "1277", with a red circle containing the number "5" pointing to it. The second is labeled "Total Number of new/expanded FDs to Date" and contains "1", with a red circle containing the number "6" pointing to it. A red circle containing the number "4" is positioned at the top right of the "New / Expanded Fire Departments" section.



Other Program Investments Performance Reporting for VF Program Grants (Continued)

- 7. At the bottom of the page, review the accomplishments-to-date imported from the Response ARM showing aggregated Other VFD Program Investments funded by this grant. Accomplishments include the cumulative number of Other Program Investments funded, total cumulative federal Volunteer Fire grant funds invested, cumulative federal Volunteer Fire grant funding per type of assistance, and number of individuals trained-to-date. See the [Response ARM Resources](#) for more information about reporting these details
- 8. For more details or to adjust the report, select the “**Response ARM**” link, and in a new browser tab, you can view the Grant Profile page in the Response ARM

Details are aggregated using all Other Program Investment request records (i.e. non-VFD Pass Through grants) added/uploaded in the Local Fire Response ARM. Accomplishments include the cumulative number of investments funded, total federal Volunteer Fire grant funds invested-to-date, federal Volunteer Fire grant funding per type of assistance, and number of individuals trained. NOTE: If assistance is for Inventoried Equipment, i.e., per unit cost over the applicable federal equipment threshold, an FS-1500-34 equipment justification form must be completed for each piece of equipment. (The federal equipment threshold for grants executed prior to 10/1/2024 is \$5,000 per unit. The threshold for grants executed on 10/1/2024 and after is \$10,000.)

Number of Funded Applications:	1
Total Federal Funds Invested:	\$6,788.00
Total Federal Funds Invested in PPE:	N/A
Total Federal Funds Invested in Communications:	N/A
Total Federal Funds Invested in Inventoried Equipment:	N/A
Total Federal Funds Invested in Tools & Supplies:	N/A
Total Federal Funds Invested in Fed Property Conversion:	\$6,788.00
Total Federal Funds Invested in Training:	N/A
Total Number of Individuals Trained:	N/A

For more details or to make adjustments go to [Response ARM](#)



Communities Assisted Performance Reporting for VF Program Grants

1. Select the “**Communities Assisted**” tab
2. Review accomplishments automatically imported from the Community ARM in the “**Communities Assisted**” details section. Please see the [Community ARM Resources](#) for more information about reporting these details
3. To review the full details, including a map of Communities Assisted, select the “**Fire Adapted Communities ARM**” link

The screenshot displays the 'CROSS PROGRAM ACCOMPLISHMENTS REPORTING MODULE' interface. The top navigation bar includes links for HOME, DASHBOARD, GRANTS, REPORTING, PPR, REPORTING GUIDANCE, and SUPPORT. The current page is titled '2025 Performance Report (Draft) Wisconsin Department of Natural Resources/Volunteer Fire Capacity/Funding Year 2024'. A red box labeled '1' highlights the 'Communities Assisted' tab in the navigation menu. Below the menu, the 'Communities Assisted' section is expanded, showing a summary of community assistance details. A red box labeled '2' highlights the summary statistics: Total Number of Unique Communities Assisted: 84, Number of Communities Assisted through VFD pass through grants: 36, and Number of Communities Assisted through Other Program Investments: 48. A red box labeled '3' highlights the link 'Fire Adapted Communities ARM' at the bottom of the section.

CROSS PROGRAM ACCOMPLISHMENTS REPORTING MODULE HOME DASHBOARD ▾ GRANTS REPORTING PPR REPORTING GUIDANCE ▾ SUPPORT Wisconsin Manager v1.6.36.2

2025 Performance Report (Draft)
Wisconsin Department of Natural Resources/Volunteer Fire Capacity/Funding Year 2024

VFD Pass-Through Grants Other Program Investments **Communities Assisted**

Communities Assisted

The following Community Assistance details were automatically calculated using details from the Local Fire Response ARM, mapped Fire Department Response Boundaries, and aggregations from the Fire Adapted Communities ARM.

1 - Number of Communities assisted through VFD pass-through grant investments is based on intersection of Census County Subdivisions and response boundaries of VFDs assisted via a Pass-Through Grant.
2 - Number of Communities assisted through Other Volunteer Fire Program investments is based on intersection of Census County Subdivisions and response boundaries of VFDs that received Other Program assistance.

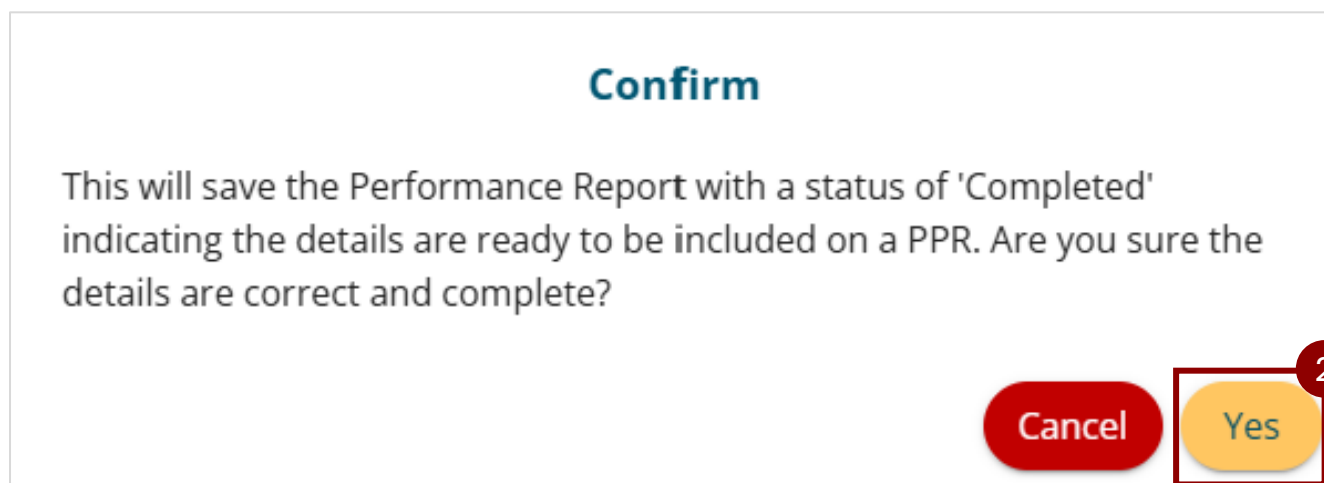
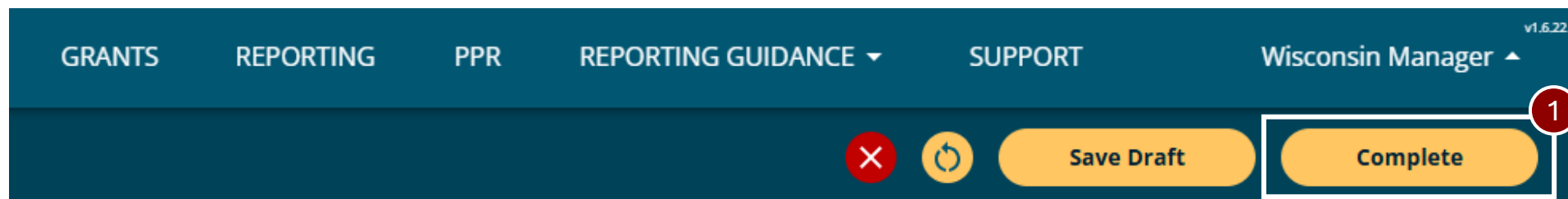
Total Number of Unique Communities Assisted: 84
Number of Communities Assisted through VFD pass through grants: 36
Number of Communities Assisted through Other Program Investments: 48

For more details, go to [Fire Adapted Communities ARM](#)



Saving Performance Reports for VF Program Grants

1. Once all the VFD Pass-Through Grant, Other Program Investment accomplishments have been reviewed and updated with Program Administration costs and New/Expanded Fire Department details as appropriate, and Communities Assisted have been reviewed, select the “**Complete**” button to finish the report.
2. You will be prompted in a “**Confirm**” window that you are ready to Complete the Report. Select “**Yes**” if the report details are correct and complete





Viewing Performance Reports for VF Program Grants

For a refresher on how to access a grant, review the guidance [here](#). When you complete a report, you will automatically be taken to the Grant Profile page.

1. From the “**Reports**” section of the Grant Profile page, select the report to view. Reports are identified by their reporting period and status
2. The “**Summary**” section displays at the top. Volunteer Fire Program grants include three aggregated details: “**Unique VFDs Assisted to Date**”, number of “**Unique Communities Assisted to Date**”, and the number of “**Total Costs to Date**”
3. The “**Performance Report Details**” are organized into three categories, with the “**VFD Pass-Through Grants**” category selected by default

CROSS PROGRAM
ACCOMPLISHMENTS REPORTING MODULE

HOME DASHBOARD ▾ GRANTS REPORTING PPR REPORTING GUIDANCE ▾ SUPPORT Wisconsin Manager v1.6.36.22

Wisconsin Department of Natural Resources
Volunteer Fire Capacity
Funding Year: 2024
Award ID: 24-DG-12345678901

2025 Interim Performance Report (Draft) Edit Report Delete Report

Summary

4 Unique VFDs Assisted to Date	84 Unique Communities Assisted to Date	\$18,708.00 Total Costs to Date
-----------------------------------	---	------------------------------------

Performance Report Details

VFD Pass-Through Grants Other Program Investments Communities Assisted

Details are aggregated using all funded Volunteer Fire Department pass-through grant request records added/uploaded in the Local Fire Response ARM.

- Number of Funded Applications: 2
- Total Federal Funds Invested: \$6,721.00
- Total Federal Funds Invested in PPE: N/A
- Total Federal Funds Invested in Communications: \$3,270.00
- Total Federal Funds Invested in Inventoried Equipment: N/A
- Total Federal Funds Invested in Tools & Supplies: \$3,451.00
- Total Federal Funds Invested in Fed Property Conversion: N/A
- Total Federal Funds Invested in Training: N/A
- Total Number of Individuals Trained: N/A

For more details or to make adjustments go to: [Response ARM](#)



Viewing Performance Reports for VF Program Grants (Continued)

4. The “**VFD Pass-Through Grants**” page includes the values automatically aggregated from the VFD Pass-Through Grants funded by this grant as reported in the Response ARM
5. Select the “**Response ARM**” link to see more details or to make adjustments **only if the report is in Draft status**

Performance Report Details

VFD Pass-Through Grants | Other Program Investments | Communities Assisted

Details are aggregated using all funded Volunteer Fire Department pass-through grant request records added/uploaded in the Local Fire Response ARM. Accomplishments include the cumulative number of pass-through grants funded, total federal Volunteer Fire grant funds invested-to-date, federal Volunteer Fire grant funding per type of assistance, and number of individuals trained. NOTE: If assistance is for Inventoried Equipment, i.e., per unit cost over the applicable federal equipment threshold, an FS-1500-34 equipment justification form must be completed for each piece of equipment. (The federal equipment threshold for grants executed prior to 10/1/2024 is \$5,000 per unit. The threshold for grants executed on 10/1/2024 and after is \$10,000.)

Number of Funded Applications: 2
Total Federal Funds Invested: \$6,721.00
Total Federal Funds Invested in PPE: N/A
Total Federal Funds Invested in Communications: \$3,270.00
Total Federal Funds Invested in Inventoried Equipment: N/A
Total Federal Funds Invested in Tools & Supplies: \$3,451.00
Total Federal Funds Invested in Fed Property Conversion: N/A
Total Federal Funds Invested in Training: N/A
Total Number of Individuals Trained: N/A

For more details or to make adjustments go to: [Response ARM](#)



Viewing Performance Reports for VF Program Grants (Continued)

- 6. Select the **“Other Program Investments”** tab to see those details, which includes the Program Administration funds spent to date, the number and funds spent on New/Expanded Fire Departments to date, and the values automatically aggregated from the Other Program Investments funded by this grant, as reported in the Response ARM
- 7. Select the **“Response ARM”** link to see more details or to make adjustments **only if the report is in Draft status**

Performance Report Details

VFD Pass-Through Grants **Other Program Investments** Communities Assisted

Program Administration

Enter the total ESTIMATED dollar amount (federal Volunteer Fire grant funds only) used by the State to administer the program. This includes cost both to administer the program and indirect costs. (Up to 10% of grant amount awarded to a State can be used to administer the Volunteer Fire program. This is separate from any State indirect amount).

Total Grant Funds spent to Date: \$0.00

New / Expanded Fire Departments

1 - Enter the number of fire departments established or expanded using federal Volunteer Fire funding to date.

2 - Enter the dollar amount (federal Volunteer Fire grant funds only) of the VFA funding EXPENDED for establishing or expanding fire departments. NOTE: A fire department may be considered expanded if it has either a) increased its capability by addition of a new substation, or b) utilizes Volunteer Fire expenditures to facilitate an increased response. A fire department is not considered expanded simply by increasing the number of firefighters that are part of the department.

Total Grant Funds spent to Date: \$0.00
Total Number of new/expanded FDs to Date: 0

Details are aggregated using all Other Program Investment request records (i.e. non-VFD Pass Through grants) added/uploaded in the Local Fire Response ARM. Accomplishments include the cumulative number of investments funded, total federal Volunteer Fire grant funds invested-to-date, federal Volunteer Fire grant funding per type of assistance, and number of individuals trained. NOTE: If assistance is for Inventoried Equipment, i.e., per unit cost over the applicable federal equipment threshold, an FS-1500-34 equipment justification form must be completed for each piece of equipment. (The federal equipment threshold for grants executed prior to 10/1/2024 is \$5,000 per unit. The threshold for grants executed on 10/1/2024 and after is \$10,000.)

Number of Funded Applications: 1
Total Federal Funds Invested: \$11,987.00
Total Federal Funds Invested in PPE: N/A
Total Federal Funds Invested in Communications: N/A
Total Federal Funds Invested in Inventoried Equipment: \$11,987.00
Total Federal Funds Invested in Tools & Supplies: N/A
Total Federal Funds Invested in Fed Property Conversion: N/A
Total Federal Funds Invested in Training: N/A
Total Number of Individuals Trained: N/A

For more details or to make adjustments go to: [Response ARM](#)

6

7



Viewing Performance Reports for VF Program Grants (Continued)

- 8. Select the “**Communities Assisted**” tab to see those details, which includes values automatically aggregated from the Community ARM.
- 9. Select the “**Fire Adapted Communities ARM**” link to see more details

Performance Report Details

VFD Pass-Through Grants Other Program Investments **Communities Assisted**

The following Community Assistance details were automatically calculated using details from the Local Fire Response ARM, mapped Fire Department Response Boundaries, and aggregations from the Fire Adapted Communities ARM.

1 - Number of Communities assisted through VFD pass-through grant investments is based on intersection of Census County Subdivisions and response boundaries of VFDs assisted via a Pass-Through Grant.

2 - Number of Communities assisted through Other Volunteer Fire Program investments is based on intersection of Census County Subdivisions and response boundaries of VFDs that received Other Program assistance.

Total Number of Unique Communities Assisted: 84
Number of Communities Assisted through VFD pass through grants: 36
Number of Communities Assisted through Other Program Investments: 48

For more details, go to: [Fire Adapted Communities ARM](#)



Editing a Performance Report

From the Grant Profile page of any grant in the Cross Program ARM, Grant Managers can edit Performance Reports. You can review how to open a grant either from the Grants page [here](#) or from the list of your grants from the Reporting page [here](#)

1. Select the Performance Report from the “**Reports**” section that you want to work with
2. To make updates, select the “**Edit Report**” button to re-enter the report editing workflow described [here](#) for State Fire Program grants and [here](#) for Volunteer Fire Program grants

The screenshot displays the 'CROSS PROGRAM ACCOMPLISHMENTS REPORTING MODULE' interface. The top navigation bar includes 'HOME', 'DASHBOARD', 'GRANTS', 'REPORTING', 'PPR', 'REPORTING GUIDANCE', and 'SUPPORT'. The user is logged in as 'Wisconsin Manager'. The main content area is titled '2025 Interim Performance Report (Draft)'. On the right side, there are two buttons: 'Edit Report' (highlighted with a red box and a circled '2') and 'Delete Report'. The left sidebar shows 'Wisconsin Department of Natural Resources' and 'State Fire Capacity - Core' with 'Funding Year: 2023' and 'Award ID: 23-DG-12345678901'. Under the 'Reports' section, a table lists '2024 (Complete)' and '2025 (Draft)', with the '2025 (Draft)' row highlighted by a red box and a circled '1'. The main report area shows a 'Summary' section with three metrics: 'Total Reporting Period Costs' of \$10,434.00, 'Treatment Acres Directly Funded' of 38, and 'Total Unique Communities Assisted' of 10. Below this is a 'Performance Report Details' section with tabs for 'Hazardous Fuels Treatments', 'Communities Assisted', and 'Cross Functional Program Investments'. The 'Hazardous Fuels Treatments' tab is active. At the bottom right, a status message reads 'Landscape ARM Report is COMPLETE'.

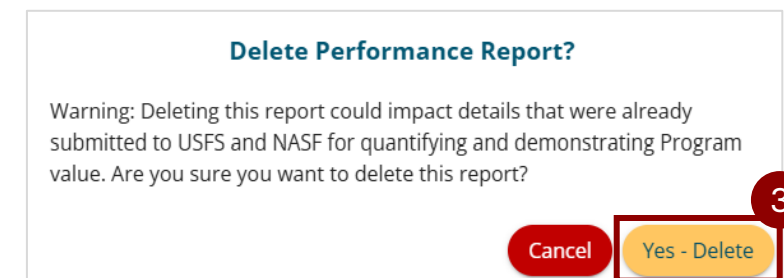
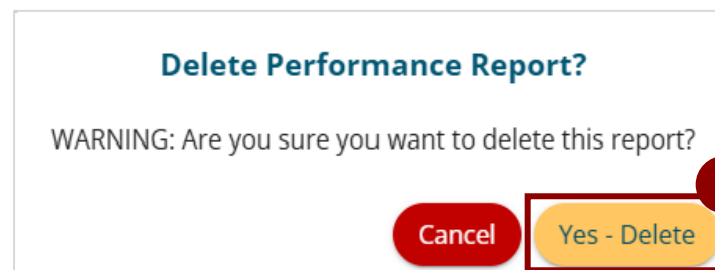
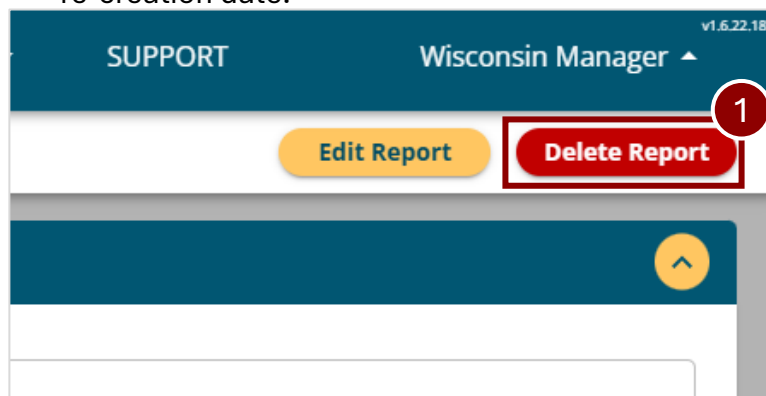
Deleting a Performance Report

From the Grant Profile page of any grant in the Cross Program ARM, Grant Managers can delete Performance Reports. You can review how to open a grant either from the Grants page [here](#) or from the list of your grants from the Reporting page [here](#).

Note: Generally, you should choose to Edit reports if there are errors. However, if you need to change the Report Type (e.g., Interim to Final, or Final to Interim), you will have to delete the report and re-enter the details.

1. With a Performance Report selected, select the “**Delete Report**” button at the top right of the page
2. If the Performance Report is in Draft status, a warning message will ask you to confirm this action; select “**Yes – Delete**” if you want to delete the Draft report
3. If the Performance Report is marked Complete, a warning will appear noting it may be used by USFS and NASF to communicate program value. Only select “Yes – Delete” if you're correcting the Report Type

IMPORTANT: You cannot re-create reports older than one reporting period. For VF Program grants, re-created reports will show cumulative values as of the re-creation date.





Downloading PPRs

In the Cross Program ARM, Performance Progress Reports (PPRs) can be downloaded for each Federal Award. The PPR document automatically aggregates details from all program grants from the same Federal Award, using the Performance Reports for a selected Reporting Period.

1. From the header, select “PPR”
2. From the “Reporting Year” drop down, select the year for which to view PPR statuses; by default, today’s year will be selected
3. Review the information in the “About” section, explaining that you may use the PPR in your grant accomplishment documentation for the USFS

Note: Although USFS users can access your PPRs from this page, you must still submit this information to them in accordance to how your organization prefers to submit documentation.

CROSS PROGRAM ACCOMPLISHMENTS REPORTING MODULE | HOME | DASHBOARD | GRANTS | REPORTING | **PPR** | REPORTING GUIDANCE | SUPPORT | Wisconsin Manager | v1.6.22.189

Performance Progress Reports | Reporting Year: 2025

About

PPR documents include Performance Report details for all grants in GARP that are associated to a Federal Award and are designed to be included with grant package reporting documentation to the USDA Forest Service. PPR status of 'Pending' indicates that one or more associated Performance Reports are not 'Complete' for the selected Reporting Period. A status of 'Ready' means that all associated Performance Reports are 'Complete'.

Federal Awards

Columns | Filters | Export | Search...

Award ID	Grantee Organization	Reporting Period	PPR Status	Actions
23-DG-12345678999	Wisconsin Department of Natural Resources	Q2 2025	Pending	
23-DG-12345678999	Wisconsin Department of Natural Resources	Q1 2025	Ready	Download
23-DG-12345678999	Wisconsin Department of Natural Resources	Q3 2025	Not Available	
23-DG-12345678999	Wisconsin Department of Natural Resources	O4 2025	Not Available	



Downloading PPRs (Continued)

4. The “**Award ID**”, “**Grantee Organization**”, and “**Reporting Period**” are the identifiers for the PPR
5. If the “**PPR Status**” indicates “**Ready**” it means all Performance Reports are Complete for the Federal Award
6. “**Pending**” indicates that Performance Report(s) are started, but not all have been completed
7. “**Not Available**” indicates no Performance Reports have been started
8. Select “**Download**” from any “**Ready**” status PPR; it will save to your default download folder on your computer with name format: CPARM-PPR-[FedAwardID]-[ReportingPeriod]-[DownloadDate]

CROSS PROGRAM ACCOMPLISHMENTS REPORTING MODULE | HOME | DASHBOARD | GRANTS | REPORTING | **PPR** | REPORTING GUIDANCE | SUPPORT | Wisconsin Manager v1.6.22.189

Performance Progress Reports

Reporting Year: 2025

About

PPR documents include Performance Report details for all grants in GARP that are associated to a Federal Award and are designed to be included with grant package reporting documentation to the USDA Forest Service. PPR status of 'Pending' indicates that one or more associated Performance Reports are not 'Complete' for the selected Reporting Period. A status of 'Ready' means that all associated Performance Reports are 'Complete'.

Federal Awards

Columns | Filters | Export | Search...

Award ID	Grantee Organization	Reporting Period	PPR Status	Actions
23-DG-12345678999	Wisconsin Department of Natural Resources	Q2 2025	Pending	
23-DG-12345678999	Wisconsin Department of Natural Resources	Q1 2025	Ready	Download
23-DG-12345678999	Wisconsin Department of Natural Resources	Q3 2025	Not Available	
23-DG-12345678999	Wisconsin Department of Natural Resources	Q4 2025	Not Available	



PPR Document

The PPR document is in Microsoft Word format and contains the quantitative accomplishments reported for the reporting period. It does not include mapped details, however, GARP account holders can click the links to the included program grants to get more details.

When you open the document from its downloaded location, it will open in your Microsoft Word application.

1. The top section indicates the PPR identifying details
 2. The “**Program Grant(s)**” shows a list of each grant, and its Performance Report Type for the selected reporting period; these are hyperlinked to the grant
 3. The “**Federal Award Accomplishments Summary**” has key details aggregated across all Program Grants in the PPR, both with Reporting Period details and Cumulative to Date.
- Note:** These are only cumulative based on reports in GARP.
4. The “**State Fire Program Accomplishments Summary**” has key details aggregated for State Fire Program Grants in the PPR, both with Reporting Period details and Cumulative to Date.

Note: These are only cumulative based on reports in GARP.

Performance Progress Report – Performance Narrative – Item 10
Federal Award ID: **23-DG-12345678999**

Reporting Period of Performance: 2025-Q1
Grantee: Wisconsin Department of Natural Resources
Federal Award ID: 23-DG-12345678999

Program Grant(s):

- [2023 IJA State Fire Assistance - Interim](#)
- [2023 IJA Volunteer Fire Assistance - Interim](#)

Federal Award Accomplishments Summary

Details in this Performance Progress Report (PPR) are the aggregated accomplishments from Performance Reports completed in the [Cross Program ARM](#) for the Program Grants above. For grants prior to FY2024, Planned Costs and accomplishments reported prior to 2025 may not be reflected here. NOTE: Total Communities Assisted may have redundant counts if the same community has been assisted by more than one Program Grant on this federal award.

Total Planned Cost: \$0

Reporting Period Summary	Cumulative to Date
Total Costs: \$61,079	Total Costs to Date: \$62,079
Total Individuals Trained: 27	Total Individuals Trained: 27
Total Communities Assisted: 126	Total Communities Assisted: 126

State Fire Program Accomplishments Summary

Reporting Period Summary	Cumulative to Date
Total State Fire Costs: \$37,083	Total State Fire Costs: \$38,083
Total Acres Treated (Direct): 243	Total Acres Treated (Direct): 243
Total Acres Treated (Leverage): 340	Total Acres Treated (Leverage): 340
Total Individuals Trained: 27	Total Individuals Trained: 27
Total Communities Assisted: 31	Total Communities Assisted: 31



PPR Document (Continued)

- 5. For each State Fire Program grant in the PPR, the identifier is followed by details from the Performance report, by category. This text is hyperlinked to the grant in the Cross Program ARM
- 6. The “**Cross Functional Program Investments**” section displays as the first set of details
- 7. The “**Hazardous Fuels Treatments Accomplishments**” section is next and displays as the second set of details
- 8. The “**Communities Assisted**” section displays as the last set of details

5

2023 IIA State Fire Assistance Accomplishments

Cross Functional Program Investments

All values below reflect accomplishments in the reporting period.

Program Administration Costs
Reporting Period Costs: \$1,877

Preparedness
Reporting Period Costs: \$3,456

Suppression Operations & Support
Reporting Period Costs: \$6,000

Supplies & Maintenance
Reporting Period Costs: \$0

Equipment
Reporting Period Costs: \$0

Training
Reporting Period Costs: \$1,200
Number of Individuals Trained (State Fire): 27

7

Hazardous Fuels Treatments Accomplishments

All values below reflect accomplishments in this reporting period.]

Hazardous Fuels Treatments - Prescribed Fire
Reporting Periods Costs: \$0
Total Treatment Acres: 340
Total Mapped Treatment Acres: 0
Total Additional Treatment Acres: 0
Total Leveraged Treatment Acres: 340

Hazardous Fuels Treatments - Mechanical & Other non-Fire Methods WITHOUT Biomass Utilization
Reporting Periods Costs: \$0
Total Treatment Acres: 0
Total Mapped Treatment Acres: 0
Total Additional Treatment Acres: 0
Total Leveraged Treatment Acres: 0

Hazardous Fuels Treatments - Mechanical & Other non-Fire Methods WITH Biomass Utilization
Reporting Periods Costs: \$5,400
Total Treatment Acres: 176
Total Mapped Treatment Acres: 0
Total Additional Treatment Acres: 176
Total Leveraged Treatment Acres: 0

Hazardous Fuels Treatments - Combination Methods
Reporting Periods Costs: \$6,700
Total Treatment Acres: 67
Total Mapped Treatment Acres: 0
Total Additional Treatment Acres: 67
Total Leveraged Treatment Acres: 0

8

Communities Assisted

All values below reflect accomplishments in the reporting period.

Hazardous Fuels Treatments
Communities Assisted: 0

CWPPs
Reporting Periods Costs: \$2,399
Number of CWPPs: 1
Communities Assisted: 19

Fire Management Plans & Community Risk Assessment
Reporting Periods Costs: \$3,499
Number of Fire Management Plans: 1
Number of Community Risk Assessments: 2
Communities Assisted: 3

Prevention Education
Reporting Periods Costs: \$6,552
Number of Prevention Education Programs/Campaigns: 10
Communities Assisted: 9



PPR Document (Continued)

- 9. The “**Volunteer Fire Program Accomplishments Summary**” has key details aggregated across Volunteer Fire Program Grants in the PPR, both with Reporting Period details and Cumulative to Date
- 10. For each Volunteer Fire Program grant in the PPR, there will be a section showing the details reported in its Performance Report, by category. This text is hyperlinked to the grant in the Cross Program ARM
- 11. The “**VFD Pass-Through Grants**” section displays as the first set of details

9

Volunteer Fire Program Accomplishments Summary

Costs and accomplishments funded by Volunteer Fire Program grants are reported on a cumulative basis in the [Response ARM](#), and a 'snapshot' is taken when the Performance Report is completed in the [Cross Program ARM](#). Therefore, the 'Reporting Period Summary' uses the difference in Performance Report snapshot values (this period minus the previous period, when available). The values shown in the 'Cumulative to Date' reflect values from the Performance Report from this Reporting Period.

Reporting Period Summary	Cumulative to Date
Total Volunteer Fire Costs: \$23,996	Total Volunteer Fire Costs: \$23,996
Total VFDs Assisted: 5	Total VFDs Assisted: 5
Total Individuals Trained: 0	Total Individuals Trained: 0
Total Communities Assisted: 95	Total Communities Assisted: 95

10

2023 IJJA Volunteer Fire Assistance Accomplishments

11

VFD Pass-Through Grants

VFD Pass-Through Grant Program Demand

Program Demand is not reported per federal award or program grant, but rather by planned funding program and application year. To view details about VFD Pass-through grant applications received vs. funded, please go to the [Program Demand Dashboard](#) in the Local Fire Response ARM and select the application year and state of interest.

VFD Pass-Through Grant Program Investment

All values below reflect accomplishments to date.

Number of Funded Applications: 3
 Total Federal Funds Invested: \$9,509
 Total Federal Funds Invested in PPE: \$2,788
 Total Federal Funds Invested in Communications: \$3,270
 Total Federal Funds Invested in Inventoried Equipment: \$0
 Total Federal Funds Invested in Tools & Supplies: \$3,451
 Total Federal Funds Invested in Fed Property Conversion: \$0
 Total Federal Funds Invested in Training: \$0
 Total Number of Individuals Trained: 0

Other Program Investments

All values below reflect accomplishments to date.

Program Administration

Grant Funds spent to date: \$1,000

New/Expanded Fire Departments

Grant Funds spent to date: \$1,500
 Number of New/Expanded FDs to date: 1



PPR Document (Continued)

- 12. The “**Other Program Investments**” section of the PPR displays as the second set of details
- 13. The “**Communities Assisted**” section displays as the last set of details

12

Other Program Investments
Number of Funded Applications: 1
Total Federal Funds Invested: \$11,987
Total Federal Funds Invested in PPE: \$0
Total Federal Funds Invested in Communications: \$0
Total Federal Funds Invested in Inventoried Equipment: \$11,987
Total Federal Funds Invested in Tools & Supplies: \$0
Total Federal Funds Invested in Fed Property Conversion: \$0
Total Federal Funds Invested in Training: \$0
Total Number of Individuals Trained: 0

13

Communities Assisted

The following Community Assistance details were automatically calculated using details from the [Response ARM](#), mapped Fire Department Response Boundaries (FDRB), and aggregations from the [Community ARM](#). Communities are not counted when a VFD was assisted but its Response Boundary is not mapped in the FDRB database. All values below reflect accomplishments to date.

Total Communities Assisted
Communities Assisted: 95

Communities Assisted through VFD Pass-Through Grants
Communities Assisted: 47

Communities Assisted through Other Program Investments
Communities Assisted: 48